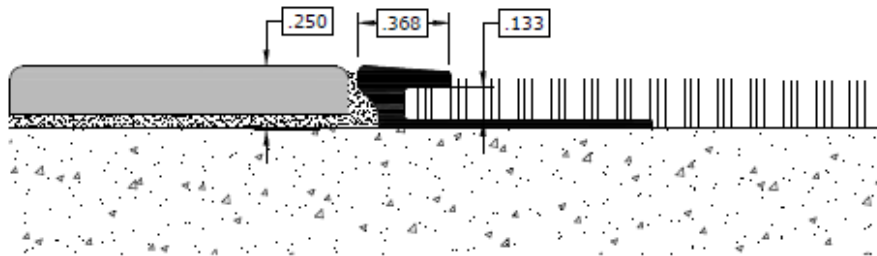


CTC 14 BCT

Backward Carpet Trim – 3/8" REVEAL

- Provides clean transition between hard surface floors and carpet.
- The reverse leg allows it to be installed against existing floor finishes.
- Can be used with tile, wood, or stone floors.
- Overhang prevents frayed carpet edges.



Installation Instructions

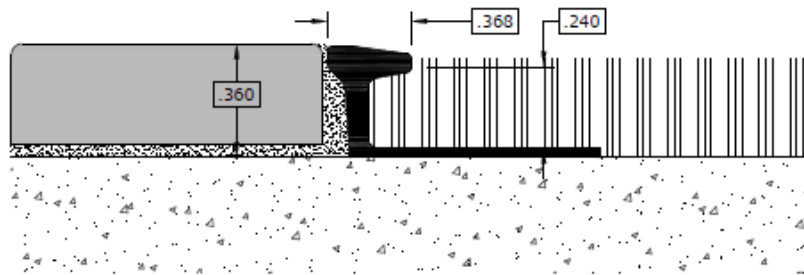
- Butt against hard surface making top of trim flush or slightly below hard surface. Flash underneath leg if necessary.
- Adhere perforated leg to subfloor with construction adhesive or carpet adhesive.
- Install carpeting with the cut edge tucked under the overhang.



CTC 1132 BCT


Backward Carpet Trim – 3/8" REVEAL

- Provides clean transition between hard surface floors and carpet.
- The reverse leg allows it to be installed against existing floor finishes.
- Can be used with tile, wood, or stone floors.
- Overhang prevents frayed carpet edges.



Installation Instructions

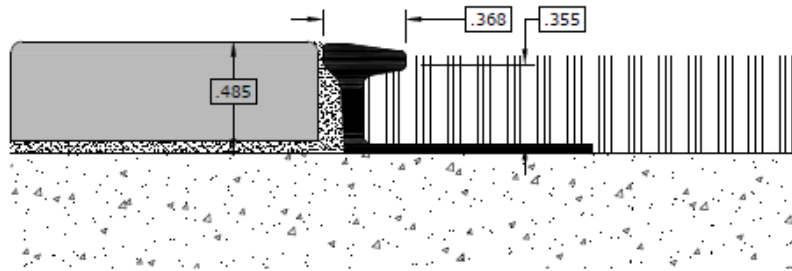
- Butt against hard surface making top of trim flush or slightly below hard surface. Flash underneath leg if necessary.
- Adhere perforated leg to subfloor with construction adhesive or carpet adhesive.
- Install carpeting with the cut edge tucked under the overhang.



CTC 716 BCT

Backward Carpet Trim – 3/8" REVEAL

- Provides clean transition between hard surface floors and carpet.
- The reverse leg allows it to be installed against existing floor finishes.
- Can be used with tile, wood, or stone floors.
- Overhang prevents frayed carpet edges.



Installation Instructions

- Butt against hard surface making top of trim flush or slightly below hard surface. Flash underneath leg if necessary.
- Adhere perforated leg to subfloor with construction adhesive or carpet adhesive.
- Install carpeting with the cut edge tucked under the overhang.

