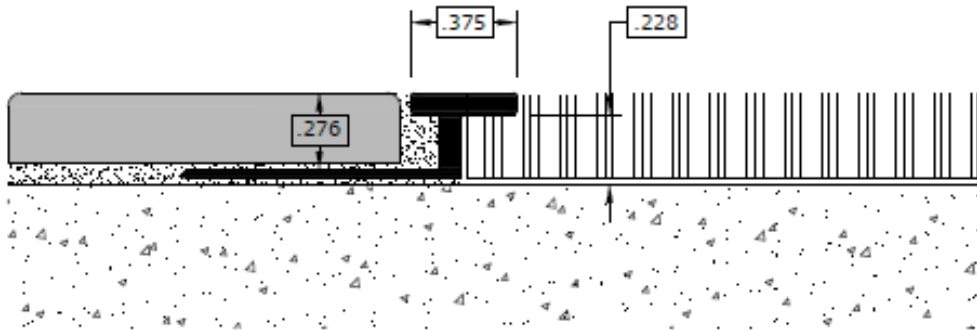




CTC 14 CAT

3/8" REVEAL

- Provides clean transition between hard surface floors and carpet.
- Can be used with stone, tile or wood floors.
- Overhang prevents frayed carpet edges.



Installation Instructions

- Adhere perforated leg to sub-floor with hard flooring adhesive.
- Cover entire leg with adhesive and set tile or wood flush or slightly above top of carpet trim.
- Leave up to a 1/16" joint along the edge and grout as usual.
- Carpet should be tucked under the overhang when installed.

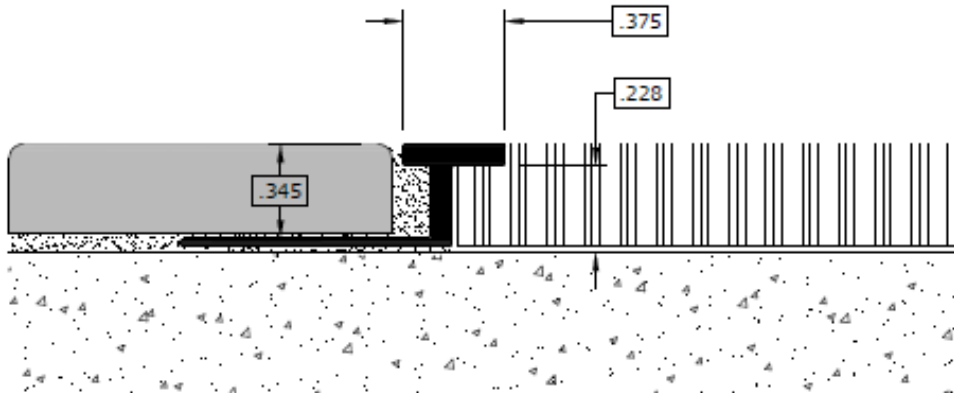




CTC 1132 CAT

3/8" REVEAL

- Provides clean transition between hard surface floors and carpet.
- Can be used with stone, tile or wood floors.
- Overhang prevents frayed carpet edges.



Installation Instructions

- Adhere perforated leg to sub-floor with hard flooring adhesive.
- Cover entire leg with adhesive and set tile or wood flush or slightly above top of carpet trim.
- Leave up to a 1/16" joint along the edge and grout as usual.
- Carpet should be tucked under the overhang when installed.

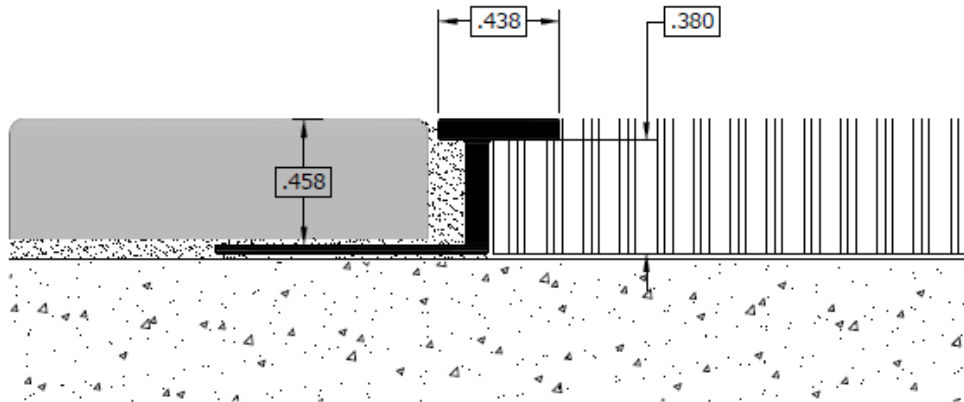




CTC 716 DB

Carpet Trim - 7/16" REVEAL

- Provides clean transition between hard surface floors and carpet.
- Can be used with stone, tile or wood floors.
- Overhang prevents frayed carpet edges.



Installation Instructions

- Adhere perforated leg to sub-floor with hard flooring adhesive.
- Cover entire leg with adhesive and set tile or wood flush with top of carpet trim.
- Leave up to a 1/16" joint along the edge and grout as usual.
- Carpet should be tucked under the overhang when installed.

