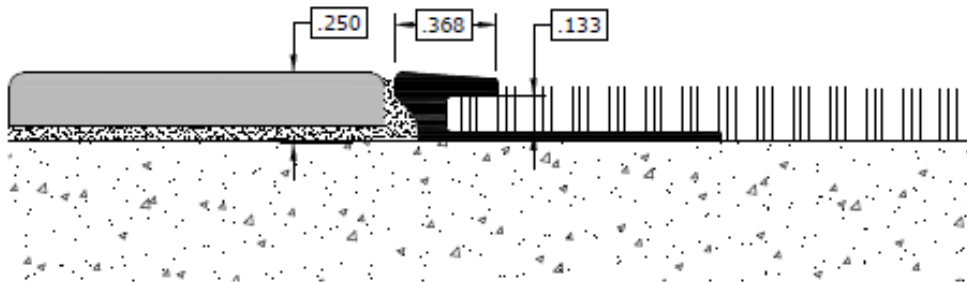




## CTC 14 BCT

### Backward Carpet Trim - 3/8" REVEAL

- Provides clean transition between hard surface floors and carpet.
- The reverse leg allows it to be installed against existing floor finishes.
- Can be used with tile, wood or stone floors.
- Overhang prevents frayed carpet edges.



### Installation Instructions

- Butt against hard surface making top of trim flush or slightly below hard surface. Flash underneath leg if necessary.
- Adhere perforated leg to subfloor with construction adhesive or carpet adhesive.
- Install carpeting with the cut edge tucked under the overhang.

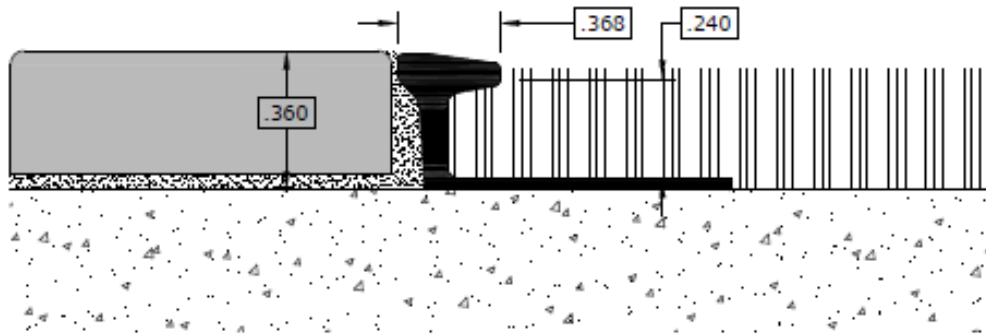




## CTC 1132 BCT

### 3/8" REVEAL

- Provides clean transition between hard surface floors and carpet.
- The reverse leg allows it to be installed against existing floor finishes.
- Can be used with tile, wood or stone floors.
- Overhang prevents frayed carpet edges.



### Installation Instructions

- Butt against hard surface making top of trim flush or slightly below hard surface. Flash underneath leg if necessary.
- Adhere perforated leg to subfloor with construction adhesive or carpet adhesive.
- Install carpeting with the cut edge tucked under the overhang.

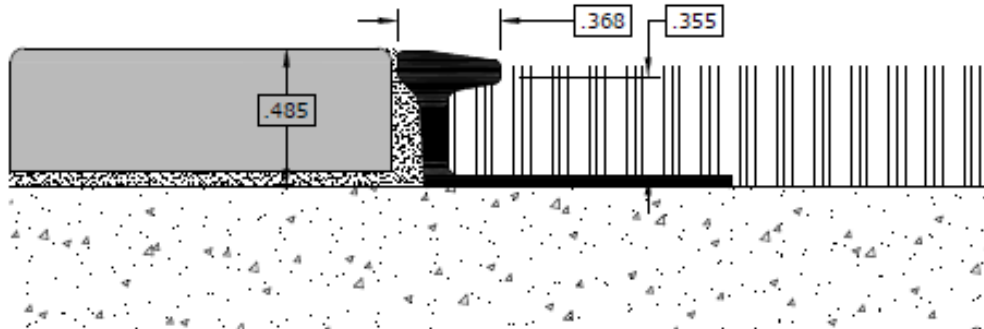




## CTC 716 BCT

### Backward Carpet Trim - 3/8" REVEAL

- Provides clean transition between hard surface floors and carpet.
- The reverse leg allows it to be installed against existing floor finishes.
- Can be used with tile, wood or stone floors.
- Overhang prevents frayed carpet edges.



### Installation Instructions

- Butt against hard surface making top of trim flush or slightly below hard surface. Flash underneath leg if necessary.
- Adhere perforated leg to subfloor with construction adhesive or carpet adhesive.
- Install carpeting with the cut edge tucked under the overhang.

BUFFALO



STONE®

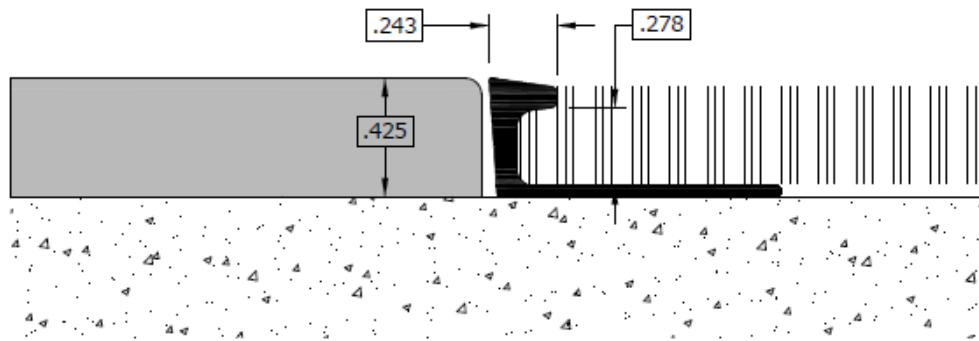
Featuring  
Buffalo Stone Products



## CTC CTB – Backward Carpet Trim

1/4" REVEAL

- Gentle slope provides a smooth transition.
- Can be used with vinyl, stone, tile or wood floors.
- Overhang prevents frayed carpet edges.



### Installation Instructions

- Butt against hard surface. Top edge to be flush or slightly below finished floor.
- Adhere perforated leg to sub-floor with adhesive.
- Carpet should be tucked under the overhang when installed.

BUFFALO



STONE®

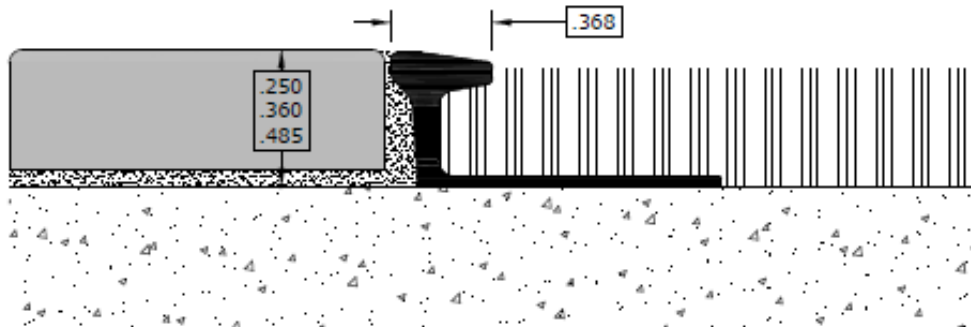
Featuring  
Buffalo Stone Products



## CTC BACKWARD CARPET TRIM

### 3/8" REVEAL

- Provides clean transition between hard surface floors and carpet.
- The reverse leg allows it to be installed against existing floor finishes.
- Can be used with tile, wood or stone floors.
- Overhang prevents frayed carpet edges.



### AVAILABLE IN THREE HEIGHTS:

1/4"      11/32"      7/16"

### Installation Instructions

- Butt against hard surface making top of trim flush or slightly below hard surface. Flash underneath leg if necessary.
- Adhere perforated leg to subfloor with construction adhesive or carpet adhesive.
- Install carpeting with the cut edge tucked under the overhang.

BUFFALO



STONE®

Featuring  
Buffalo Stone Products